01 / 180 GROUND FLOOR PLAN

1:200 @ A1

04 / 180 3rd FLOOR PLAN

1:200 @ A1

02 / 180 1st FLOOR PLAN

1:200 @ A1

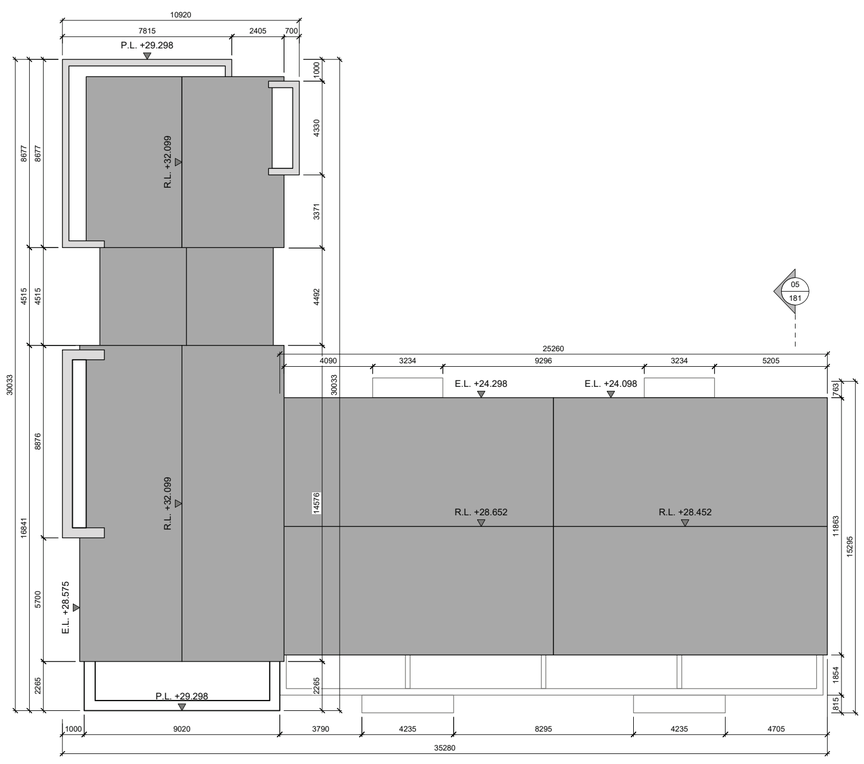

05 / 180 ROOF PLAN

1:200 @ A1

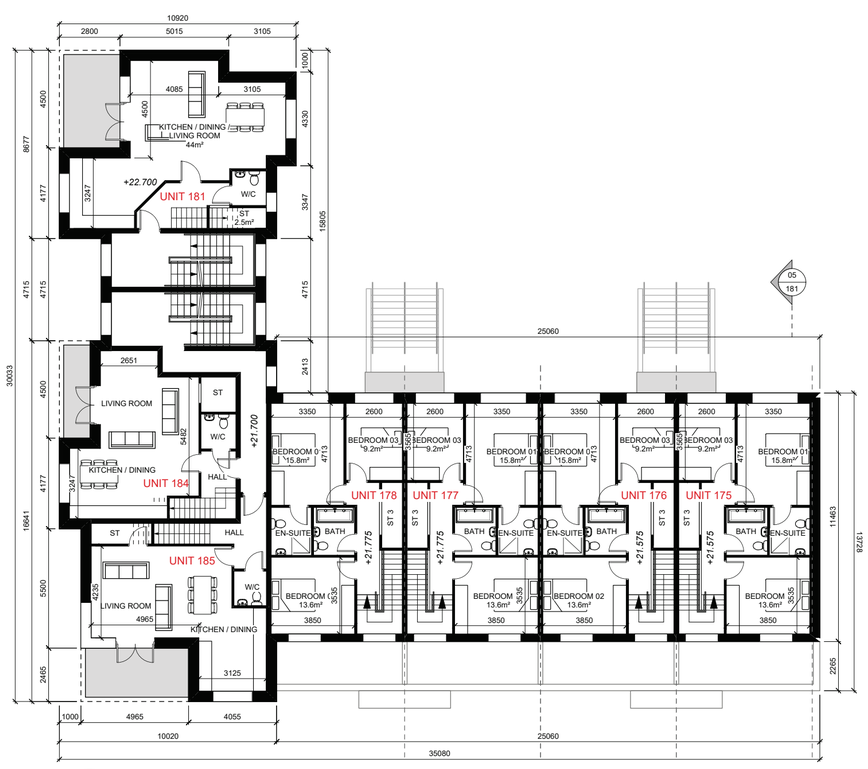

03 / 180 2nd FLOOR PLAN

1:200 @ A1

06 / 180 KEY PLAN

1:2000 @ A1

NOTES RELEVANT TO PARTICULAR JOB STAGE:

SKETCH AND DESIGN STAGE
ALL DRAWINGS ARE FOR DISCUSSION PURPOSES ONLY. DRAWINGS ARE NOT TO BE USED FOR ANY OTHER PURPOSE.

PLANNING STAGE
ALL DRAWINGS ARE FOR PLANNING APPLICATION PURPOSES ONLY. DRAWINGS ARE NOT TO BE USED FOR ANY OTHER PURPOSE. ANY CHANGES MADE TO THESE DRAWINGS ARE SUBJECT TO IMMEDIATE APPROVAL BY BRIAN DUNLOP ARCHITECTS. ANY CHANGES TO THESE DRAWINGS MAY HAVE PLANNING IMPLICATIONS. FIGURED DIMENSIONS ONLY TO BE USED FROM THIS DRAWING.

CONSTRUCTION STAGE
ALL DRAWINGS ARE FOR CONSTRUCTION PURPOSES ONLY. DRAWINGS ARE NOT TO BE USED FOR ANY OTHER PURPOSE. DRAWINGS TO BE CHECKED ON SITE BY THE CONTRACTOR PRIOR TO COMMENCEMENT OF ANY WORK. BRIAN DUNLOP ARCHITECTS TO BE INFORMED OF ANY DISCREPANCIES IMMEDIATELY. FIGURED DIMENSIONS ONLY TO BE USED FROM THIS DRAWING.

BUILDING No. 10 - 15 No. APARTMENTS / DUPLEXES

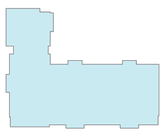

BUILDING No. 10			
UNIT LEVELS			
	Ground Floor Level	Eaves Level	Ridge Level
Units 171/172	15.200	24.098	28.452
Units 173/174	15.400	24.298	28.652
Units 175/176	18.650	24.098	28.452
Units 177/178	18.850	24.298	28.652
Unit 179	15.900	28.575	32.099
Unit 180	16.400	28.575	32.099
Units 181/182	19.750	28.575	32.099
Units 183-185	22.700	28.575	32.099

BUILDING No. 10	
UNIT ORIENTATION	
Units 171-185	N

BUILDING No. 10

BUILDING FINISHES NOTES:

PITCHED ROOFS TO BE FINISHED IN BLUE / BLACK SLATE OR EQUAL APPROVED WITH COLOURED PVC FASCIA AND SOFFITS TO MATCH.

ALL RAINWATER GOODS TO BE RAL COLOURED PVC TO LATER SELECTED COLOUR. HALF ROUND AND CIRCULAR PROFILE THROUGHOUT.

EXTERNAL WALLS TO BE A SMOOTH PLASTER FINISH & SELECTED BRICK WHERE SHOWN.

ALL WINDOWS TO BE U-PVC WITH CONCRETE CILLS.

FRONT ENTRANCE DOORS TO BE OF HARDWOOD CONSTRUCTION TO LATER SELECTED DETAIL AND COLOUR.

CANOPY OVER FRONT ENTRANCE DOOR TO BE SELECTED ZINC CLADDING PROFILED AS INDICATED.

GLASS BALUSTRADES TO ALL BALCONIES WHERE INDICATED.

NOTES:

DRAWING TO BE READ IN CONJUNCTION WITH ALL OTHER DRAWINGS AND DOCUMENTS BY BRIAN DUNLOP ARCHITECTS AS PER THE ENCLOSED DRAWING REGISTER.

REV.	NOTE	DATE
A	ISSUED FOR SHD APPLICATION	AUG 2021

CLIENT:
TORCA DEVELOPMENTS

DEVELOPMENT:
HOUSING DEVELOPMENT

LOCATION:
CARLEYS BRIDGE, ENNISCORTHY, Co. WEXFORD

DRAWING TITLE:
BUILDING TYPE 10 - FLOOR & ROOF PLANS

brian dunlop architects

Address: 15 Patrick Street, Kilkenny
Telephone: 056 7813015
E-Mail info@bdarchitects.ie
Website: www.briandunloparchitects.com

PLANNING DRAWINGS

Job No.	1768
Dwg No.	1768-P-180
Date	AUGUST 2021
Scale	VARIES @ A1
Drawn By	J.KELLY
Issued By	BD
Checked By	BD

PRACTICE ACCREDITED IN CONSERVATION G3 RIAI

© BRIAN DUNLOP ARCHITECTS.
THIS DRAWING AND THE DESIGN THEREON IS COPYRIGHT AND MAY NOT BE REPRODUCED, DISTRIBUTED OR USED FOR ANY PURPOSE WITHOUT THE WRITTEN CONSENT OF BRIAN DUNLOP ARCHITECTS.